



PA Logic SOLUTIONS

Biometric Screenings

Provider Enrollment and Online Data Submission

Objectives

Learn

Learn how to complete enrollment via the *ProviderAccess* portal available online through Blue Cross and Blue Shield of Alabama.

Submit

Learn how to successfully submit biometric screening data for individual wellness screenings via *ProviderAccess*.

Resources

Resource	Info
<i>ProviderAccess</i>	AlabamaBlue.com/providers
Biometric Screening Provider Helpdesk	855-356-1007
Wellness Screening Skills Training	https://www.palogic.com/biometric
SEIB Wellness Form	https://www.alseib.org/PDF/SEHIP/IB13-ProviderScreeningForm.pdf
SEIB Post Screening Qualification Form*	https://www.alseib.org/PDF/SEHIP/IB07-WellnessDiscountCertificationForm.pdf
PEEHIP Pharmacy Biometric Screening Form	https://www.rsa-al.gov/uploads/files/Pharmacy_Biometric_Program_Form_02_2021.pdf
Calculators	Info
NIH BMI	https://www.nhlbi.nih.gov/health/educational/lose_wt/BMI/bmicalc.htm
CDC BMI	https://www.cdc.gov/healthyweight/assessing/bmi/adult_bmi/english_bmi_calculator/bmi_calculator.html

*The SEIB Post Screening Qualification Form is to be completed by the member if risks are identified.

ProviderAccess

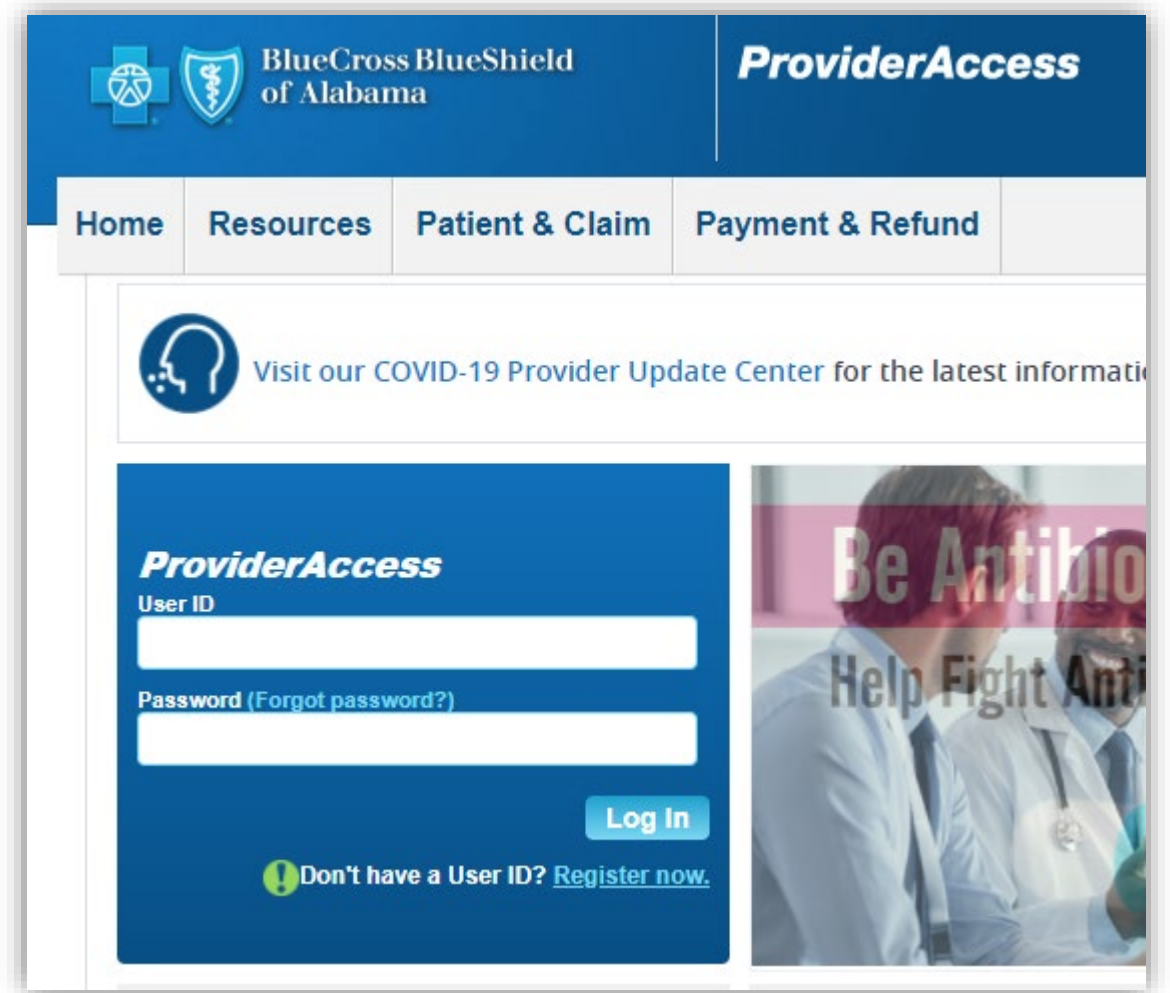
AlabamaBlue.com/providers

1. Click “Register Now”
2. Complete the registration process
3. For help with registration please follow this link to a PDF display of instructional details:

[ProviderAccess registration help](#)

Or call 205-220-6899

4. If your site has never been registered before, you will be registering as a Master Administrator
 - Master Administrators have the same user access as Regular Users but can also manage the access of all other users for the specified business.
 - As a Master Administrator you will receive and email from *ProviderAccess*. The link must be clicked on within **24 hours** to verify your email and complete the registration.
5. If you are registering as a Regular User, you will be contacted by your Master Administrator when your registration request has been processed.

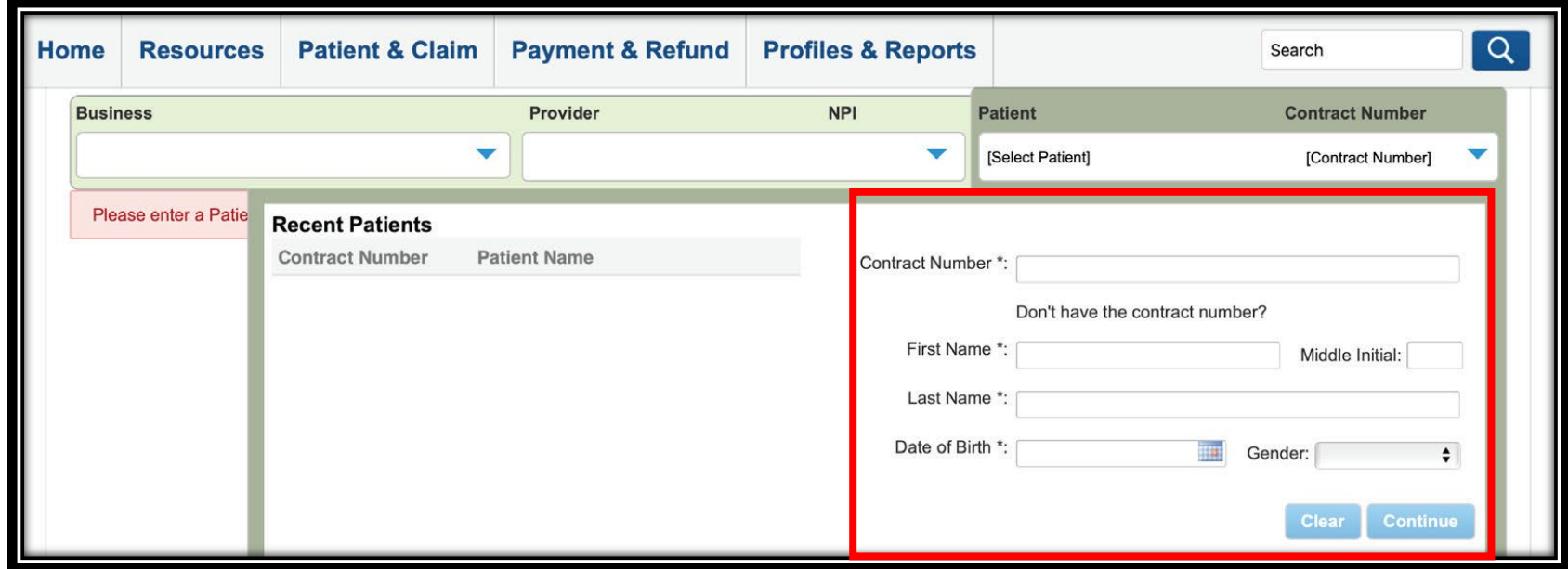
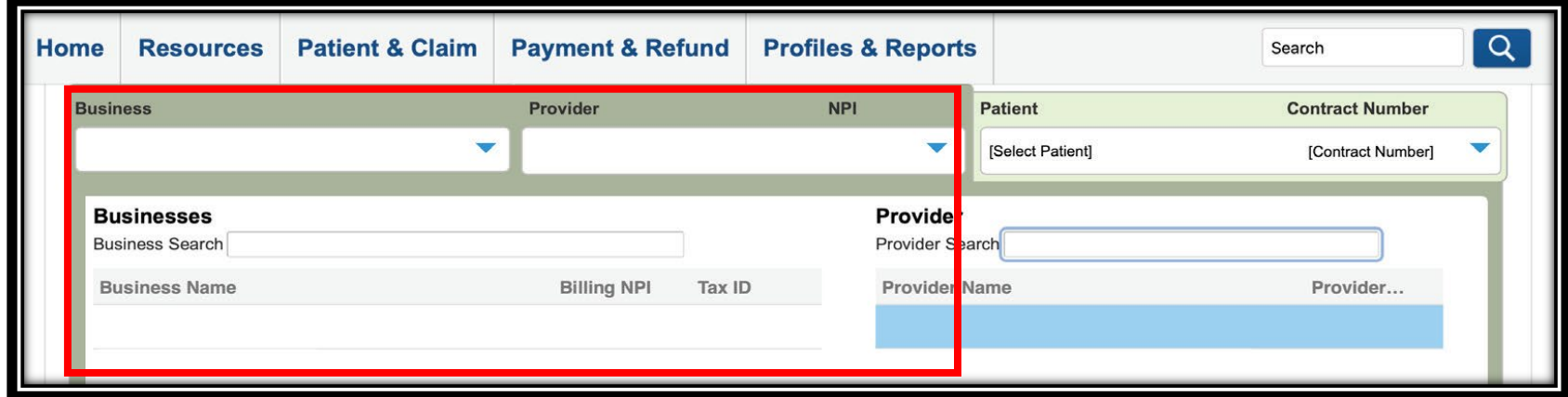


The screenshot displays the AlabamaBlue.com/providers website. At the top, the BlueCross BlueShield of Alabama logo is on the left, and the text "BlueCross BlueShield of Alabama" is in the center. To the right, the "ProviderAccess" logo is prominently displayed. Below the header is a navigation menu with tabs for "Home", "Resources", "Patient & Claim", and "Payment & Refund". A central banner features a head icon and the text "Visit our COVID-19 Provider Update Center for the latest information". The main content area is split into two sections. On the left is a login form titled "ProviderAccess" with fields for "User ID" and "Password (Forgot password?)", a "Log In" button, and a link for "Don't have a User ID? Register now." On the right is a promotional image of two healthcare professionals with the text "Be Antibio Help Fight Anti".

Submitting Results

One Submission: One Member

- Each screening is submitted as its own record
- Submission of results is vital to a successful program
- Member confidence in our ability as providers relies on timely submission of their data
- Provider reimbursement is reliant on timely submission



1. Go to AlabamaBlue.com/providers
2. Patient & Claim
3. Biometric Screening Submission
4. Choose the business/pharmacy providing the screening
5. Enter the patient's information & *Continue*
6. Complete the Biometric Screening Form & *Submit*

Thank You